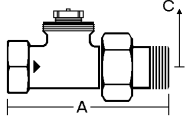
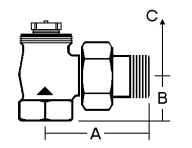
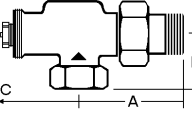


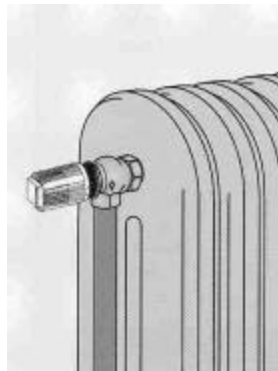
**INSTALLATION DIMENSIONS**

	Part #	Size	A	B	C-62	C-63	C-65	C-66	C-68	C-69
	61.5	1/2	3/4	—	4 1/2	4 1/2	2 3/4	3 1/2	3 3/4	3 1/4
	61.75	3/4	4	—	4 1/2	4 1/2	2 3/4	3 1/2	3 3/4	3 1/4
	61.100	1	5	—	5	5	3 1/4	4	4 1/4	3 3/4
	61.125	1 1/4	7	—	5	5	3 1/4	4	4 1/4	3 3/4
	60.5	1/2	2	1	4 1/4	4 1/2	2 1/2	3 1/4	3 3/4	3 1/4
	60.75	3/4	2 1/2	1	4 1/4	4 1/2	2 1/2	3 1/4	3 3/4	3 1/4
	60.100	1	3	1 1/4	4 1/2	4 3/4	2 3/4	3 1/2	4	3 1/2
	60.125	1 1/4	3 3/4	2 3/4	4 1/2	4 3/4	2 3/4	3 1/2	4	3 1/2
	67.5	1/2	2 1/4	1 1/2	4 1/2	4 3/4	3	4	4	3 1/2
	67.75	3/4	2 1/2	1 1/2	4 1/2	4 3/4	3	4	4	3 1/2
	67.100	1	3 1/4	1 1/2	5	5 1/4	3 1/2	4 1/2	4 1/2	4
	67.125	1 1/4	4	3	5	5 1/4	3 1/2	4 1/2	4 1/2	4


All dimensions / sizes are in inches. Dimension 'A' is with NPT tailpiece. Dimension 'C' indicates installation clearance for each control/valve combination (distance from center of pipe to the end of the control).

**TYPICAL INSTALLATIONS**

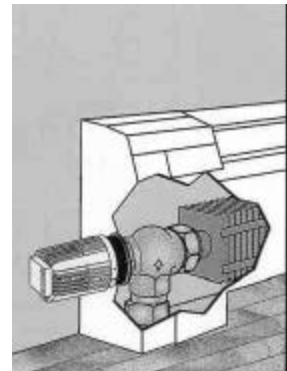
All Ammark controls fit all valve types and operate in any orientation. When using air-sensing controls, insure accurate temperature control by selecting control/valve combinations which allow unrestricted flow of ambient room air around the sensor.



Type 62 Control with Type 67 Side Angle Valve



Type 63 Control with Type 60 Angle Valve



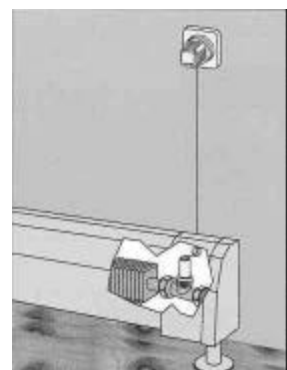
Type 62 Control with Type 67 Side Angle Valve



Type 63 Control with Type 60 Angle Valve



Type 66 Control with Type 61 Straight Valve



Type 66 Control with Type 61 Straight Valve